

Task-Based Activity



Completing a Turkey Hunt Reporting Form



OALCF Link

Relevant Goal Paths (Spirit-Vision):

✓	EMPLOYMENT
✓	INDEPENDENCE
	POSTSECONDARY
✓	SECONDARY SCHOOL CREDIT
	APPRENTICESHIP

Rationale: Learners on the Employment and Independence Goal Paths will be required to interpret documents to locate specific details and to fill in a simple form. Further, learners on the Postsecondary and Secondary School Goal Paths often supplement their funding/income with seasonal employment, such as being a hunt and fish guide. In Ontario, each gun hunter must pass both the Canadian Firearms Safety Course exam and the Ontario Hunter Education Course exam.



Learning Plan Link (Heart- Feeling):

Hunt and fish guides often help their clients fill in the forms required by Ontario law. In providing assistance with these forms, guides create an improved customer service experience for the vacationer – and repeat business.

Task-Based Activity Description:

Learners will read a Turkey Harvest Reporting Worksheet to locate specific details and enter them into a form.



Competency, Task Group and Level Indicator: (Mind - Knowledge)

LEVEL:

Find and Use Information			Communicate Ideas and Information				Understand and Use Numbers				Use Digital Technology	Manage Learning	Engage with Others
Read continuous text	Interpret documents	Extract info from films, broadcasts & presentations	Interact with others	Write continuous text	Complete and create documents	Express oneself creatively	Manage money	Manage time	Use measures	Manage data			
A1	A2	A3	B1	B2	B3	B4	C1	C2	C3	C4	D	E	F
A1.1	A2.1 A2.2				B3.2a								



Overview of Task (Body-Skills)

Activity Introduction

Explain to the learner that, in Ontario, it is mandatory to complete certain forms when hunting. This task-based activity is for employees to learn about being a Hunting and Fishing Guide and how to extract the necessary information to place in a form to assist customers.

Mandatory reporting of harvested turkeys is necessary by successful turkey hunters no later than 12:00 noon the day after the bird was harvested

Form: http://www.mnr.gov.on.ca/en/Business/OC/2ColumnSubPage/STDPROD_095049.html

New Words/Phrases

Review the new words that are being introduced. Explain the meanings of the words to the learner. Not all new words are in the new word list. You may need to review additional words as the learner works through the activity.

Instructions

1. Have the learner fill in their name and the date on the learner sheet.
2. Have the learner complete the pre self-assessment.
3. Review the Student Activity Sheet with the learner.
4. When the learner has completed the activity, have him/her complete the post self-assessment.
5. After the learner has completed the task-based activity, complete the assessment section and review the results with the learner.
6. Discuss next steps with the learner.



Task-Based Activity: Completing a Turkey Hunt Reporting Form

Learner Name: _____ Date: _____

Pre self-assessment

I need to improve my skills at reading texts to locate details.

- Yes
- No

I need to improve my skills at interpreting simple documents to locate details.

- Yes
- No

New Words

Mandatory
Biological
juvenile
WMU

Assessment

Task-Based Activity: Completing a Turkey Hunt Reporting Form

Learner Name: _____ **Date** _____

Practitioner Name: _____

Performance Descriptors	Needs Work	Improving	Excellent
<p>A1.1 Decodes words and makes meaning of sentences in a single text</p> <p>Reads short texts to locate a single piece of information</p> <p>Follows the sequence of events in straightforward chronological texts</p> <p>Follow simple, straightforward instructional texts</p> <p>Identifies the main idea in brief texts</p> <p>A2.1 Scans to locate specific details</p> <p>Locates specific details in simple documents, such as labels and signs</p> <p>A2.2: Interpret simple documents to locate and connect information</p> <p>Performs limited searches using one or two search criteria</p> <p>B3.2a: Use layout to determine where to make entries in simple documents</p>			

Begins to make some inferences to decide what information is needed, where and how to enter the information			
The learner needs to work on the following:			
This task was successfully completed ___ This task needs to be tried again ___			
Practitioner Comments:			
Learner Comments:			

Learner Tasks:

A hunting and fishing guide will help a successful hunter fill in mandatory reports that have to be sent in to government agencies. The guide must be familiar with the laws and reporting that are needed.

On the next page, is a Mandatory Turkey Harvest Reporting Worksheet.
Read the document and answer the questions below.

You may circle or highlight the answer.

1. How are hunters supposed to submit a report of a successful turkey harvest?
2. Hunters must report their turkey harvest within a certain amount of time.
What is that latest time they can report?
3. There are differences between a male and female turkey.
What is **one** difference?
4. The age of the turkey must also be reported. There are differences between an adult and juvenile turkey.
What are **two** differences?

Mandatory Turkey Harvest Reporting Worksheet

Fill in the worksheet before you call, and have a pen or pencil and your licence available so you can record your confirmation number once your report is complete. The illustrations to the right of the page have been provided to assist you in collecting important biological information from your bird. This information will be requested as part of your report.

CELL PHONE USERS: A common reason why hunters are unable to complete telephone reports is a poor cellular connection. You have until no later than 12:00 noon the day after the bird was harvested to report your harvest. Please wait until you receive a clear, strong signal before placing your call.

STEP 1 Call toll-free **1-800-288-1155**. When the system prompts you, use the keypad of your telephone to select the Turkey Harvest Reporting option.

STEP 2 Record your Outdoors Card number below or have your card available when you make the call. After the prompt, enter the 15 digits of your Outdoors Card.
Your Outdoors Card Number is:

7 0 8 1 5 8

STEP 3 What WMU did the harvest occur in? Only the valid WMUs listed on page 31 will be accepted.

WMU

STEP 4 How many days did you hunt in that WMU before harvesting a turkey? (NOTE: Report one day for each separate date you hunted in that WMU.)

STEP 5 Was the turkey a male or female (Figure 1)? _____

PLEASE NOTE: Only bearded turkeys are legal during the spring season. Any turkey is legal in the fall season.

STEP 6 Was the turkey an adult or juvenile (Figure 2)? _____

STEP 7 How long was the longer spur (Figure 3)? Indicate the following: no spur; spur less than one-half inch or 13 millimetres; spur is one-half inch (13 millimetres) to less than one inch (25 millimetres); or spur is greater than or equal to one inch or 25 millimetres.

STEP 8 Record your confirmation number in the space below and keep it as your record of having reported.

Figure 1: Determining the Sex of the Turkey

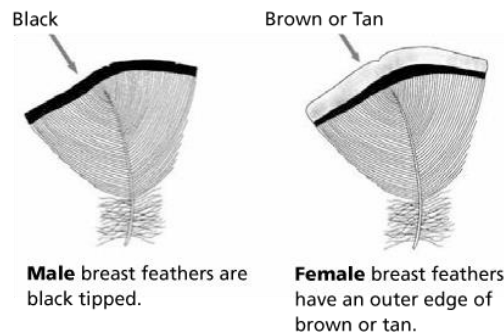


Figure 2: Determining the Age of the Turkey

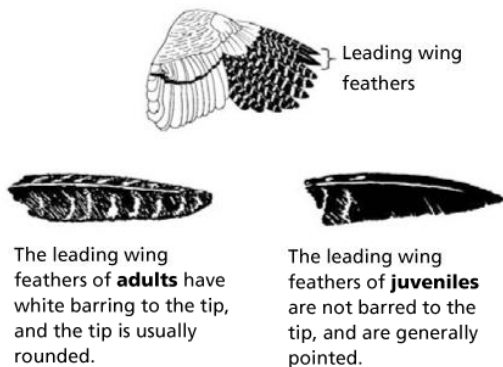
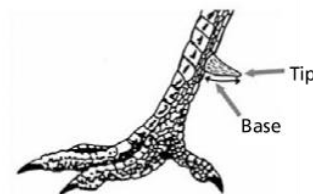


Figure 3: Measuring Spur Length



The spurs must be measured from the base of the spur to the tip along the bottom curve. A flexible tape or ruler provides a more accurate measurement.

Post self-assessment

I think my skills have improved as a result of this activity.

- Yes
- No

Answer Key

1. How are hunters supposed to submit a report of a successful turkey harvest?

They call 1-800-288-1155

2. Hunters must report their turkey harvest within a certain amount of time. What is that latest time they can report?

No later than 12:00 noon the day after the hunt

3. There are differences between a male and female turkey. What is **one** difference?

Male breast feathers are black tipped. Female breast feathers have an outer edge of brown or tan.

4. The age of the turkey must also be reported. There are differences between an adult and juvenile turkey.

What are **two** differences?

Adults: Leading wing feathers have white barring and tip is rounded.

Juveniles: Leading wing feathers are not barred to the tip and are pointed.