

Task-Based Activity



Interpret Laundry Symbols



OALCF Link

Relevant Goal Paths (Spirit-Vision):

✓	EMPLOYMENT
✓	INDEPENDENCE
	POSTSECONDARY
✓	SECONDARY SCHOOL CREDIT
✓	APPRENTICESHIP

Rationale: Learners on the Employment, Independence and Apprenticeship Goal Paths will be required to interpret simple documents, such as a fabric tag. (Native Clothing & Crafts Artisan is an apprenticeable trade through the Ontario College of Trades). Learners on the Secondary School Credit Goal Path have the opportunity to earn credits through an out-of-school work experience where they may be required to interpret fabric tags.



Learning Plan Link (Heart-Feeling):

Many Native learners seek skills and employment in the arts and crafts. Often, this field requires knowledge and interpretation of symbols on material labels.

Task-Based Activity Description:

In this task-based activity, the learner will review product labels and interpret symbols to ensure proper handling of fabrics and materials.



Competency, Task Group and Level Indicator: (Mind - Knowledge)

LEVEL:

Find and Use Information			Communicate Ideas and Information				Understand and Use Numbers				Use Digital Technology	Manage Learning	Engage with Others
Read continuous text	Interpret documents	Extract info from films, broadcasts & presentations	Interact with others	Write continuous text	Complete and create documents	Express oneself creatively	Manage money	Manage time	Use measures	Manage data			
A1	A2	A3	B1	B2	B3	B4	C1	C2	C3	C4	D	E	F
A1.1	A2.1												



Overview of Task (Body-Skills)

Activity Introduction

Discuss with the learner that the purpose of this activity is to help them interpret common symbols that they may encounter in employment situations that require them to use materials and fabrics. Learners will match the symbols in the chart with those on the fabric label and then be able to apply the proper laundry settings.

New Words/Phrases

Review the new words that are being introduced. Explain the meanings of the words to the learner. Not all new words are in the new word list. You may need to review additional words as the learner works through the activity.

Instructions

1. Have the learner fill in their name and the date on the learner sheet.
2. Have the learner complete the pre self-assessment.
3. Review the Student Activity Sheet with the learner.
4. When the learner has completed the activity, have him/her complete the post self-assessment.
5. After the learner has completed the task-based activity, complete the assessment section and review the results with the learner.
6. Discuss next steps with the learner.



Task-Based Activity: Interpret Laundry Symbols

Learner Name: _____ Date: _____

Pre self-assessment

I need to improve my skills at interpreting documents to locate details.

- Yes
- No

I need to improve my skills at interpreting symbols to locate details.

- Yes
- No

New Words

Assessment

Task-Based Activity: Interpret Laundry Symbols

Learner Name: _____ Date _____

Practitioner Name: _____

Performance Descriptors	Needs Work	Improving	Excellent
A1.1 Reads short texts to locate a single piece of information Follow simple, straightforward instructional texts Identifies the main idea in brief texts			
A2.1 Scans to locate specific details Locates specific details in simple documents, such as labels and signs			

The learner needs to work on the following:

This task was successfully completed ___ This task needs to be tried again ___

Practitioner Comments:












Learner Comments:

Question Sheet••

You are a new employee at a Moose Cree First Nation quilting business. It is your first day working for this small business. Another employee has asked you to wash a piece of fabric that will be cut into quilting squares later in the day. You need to read the fabric label to make sure you do not damage the fabric in the washing machine or dryer. The employee has given you a manual with a page of laundry symbols to help you get started. Your task is to match the symbols in the manual with those on the fabric label and apply the proper settings.

Activity:

1. Review the laundry symbols table, below.
2. Fill in the blanks beside the symbols from the fabric label to identify the proper care instructions for this piece of material.

					
WASH	BLEACH	TUMBLE DRY	IRON	DRY CLEAN	
More Dots → More Heat			More Bars → More Gentle		
					
COOL/ LOW	WARM/ MEDIUM	HOT/ HIGH	PERMANENT PRESS CYCLE	GENTLE/DELICATE CYCLE	DO NOT

The product label on the piece of fabric you need to wash and dry has the following symbols:









Post self-assessment


I think my skills have improved as a result of this activity.

- Yes
- No

Answer Key

 = do not bleach

 = wash warm

 = tumble dry cool